

CREATIVITY WEEK AT KINGSMEAD 2017



Penelope with the Suitors by Pinturicchio

Purple Class



We looked at the different hats featured in the painting and designed and made our own. Then we held a Fashion Show, where we paraded the hats we had made.

Purple Class Fashion Show



Brown Class

Maths: We explored shapes creatively! Shape hunts, shape pictures and shape wall paper!

English: Lots of acting! We have been role playing as the characters, imagining what they might be thinking and saying.

History: We made our own mythical creatures using a range of different materials.



Geography: We noticed the ship in the background and wondered the journey it had taken. We created our own maps!



Brown Class




The View from my
Telescope
When I Grow Up




Pink Class

We imagined what it might be like to be Penelope. We each had turns pretending to be her and we answered questions as if we were her. Then, we wrote letters to Odysseus telling him everything that had been happening to us and how we were feeling. Later in the week, we wrote *Penelope's Song* which is all about Penelope's feelings for Odysseus. We also did lot's of weaving just like Penelope!



Blue Class

In Blue Class we have been focussing on the view from Penelope's window.



The first group made the boat using papier mâché.



The second group made the mountains using fabric and buttons.



The third group made the sail using different fabrics.



The fourth group made mythical creatures using beads, buttons, fabrics and glitter.



The fifth group made the sky by knitting different shades of blue wool.



Yellow Class



We started by researching the history of the painting 'Penelope with the suitors'.




In our drawing we included background to resemble areas of the painting.



We found out that it tells a story of Odysseus' return to Ithaca after his twenty year journey. On the journey, he encountered many mythical creatures.

Here are some examples of the comic strips we created to retell the story.



After our research, we then made shoes as a gift to Penelope from one of the suitors.



First we designed our shoes using themes, colours and patterns from the painting.



Yellow Class




Then we used clay to carefully mould our shoes into shape. After that we used smaller pieces of clay to add detail to our shoes.



Next we used paint, and sequences to colour and decorate our shoes.



Finally, we made open shoe boxes to display our shoes.



Orange Class

We have been super busy in **ORANGE** class this week. We started off with exploring the story and looking at the character of Penelope. We were intrigued by her weaving skills, and had a go at creating our own pieces



We then took a look at some more art. 3000 BC was known as the **GEOMETRIC** period, simple patterns were repeated onto tiles and vases with Greek gods and monsters added in. We had a go at making some from scratch with our own designs



We then decided to explore the story further. We split the tale up into 6 parts, and performed it outside.



Finally we created diary entries as Penelope, we hot seated each other in character and then produced some amazing work. We then stained them with tea to make them look really authentic!

Black Class

Let's hear what the children have to say!

